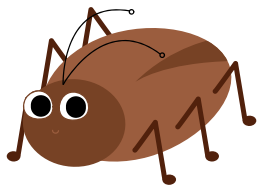

























# May

Theme	Monday	Tuesday	Wednesday	Thursday	Friday	Letter of the week
<b>Bugs/Insects</b> 	29  <b>Insect Words</b>	30  <b>Firefly Painting</b>	1  <b>Bee Anatomy</b>	2 <b>Journal</b> Children will write a prompt about If I were a grasshopper, this is how I would spend my day	3  <b>Ant Craft</b>	Letter of the week:Ff Sight Word:One
<b>Mother's Day/Family</b> 	6  <b>Pinata</b>	7  <b>Mother's Day Tea</b>	8 <b>Baby Bath</b> Children will practice giving babies a bath	9  <b>Sight Word BINGO</b>	10  <b>Friendship Quilt</b>	Letter of the week:Gg Sight Word:So
<b>Butterflies</b> 	13  <b>Hungry Caterpillar</b>	14  <b>Caterpillar Name Craft</b>	15  <b>Caterpillar Addition</b>	16  <b>Mosaic Butterfly</b>	17 <b>Metamorphosis Poster</b> As group children will work together to create a metamorphosis poster by cutting, sort, and glue them on a poster.	Letter of the week:Hh Sight Word:Day
<b>Gardens</b> 	20  <b>Colorful Change</b>	21 <b>Name that Fruit</b> Children will write the names of different fruits	22  <b>Veggie Painting</b>	23  <b>Rose Addition</b>	24  <b>Garden Tools</b>	Letter of the week:li Sight Word:How
<b>Farmer's Market/Grocery Store</b> 	27 <b>CLOSED</b> Memorial Day	28  <b>Shopping Cart Craft</b>	29  <b>Eggplant Craft</b>	30 <b>Food Sort</b> Classify and sort Food groups into five categories, such us protein, dairy, grains, fruits, and vegetables.	31  <b>Strawberry Painting</b>	Letter of the week:Jj Sight Word:Many